

Signify Classified - Internal  
Cooper Lighting Solutions Photometric Lab  
1121 Highway 74 South  
Peachtree City, GA 30269



Scaled data based on original data using  
LM-79-08 Approved Method: Electrical and Photometric Measurements of Solid-  
State Lighting Products

Test Report Prepared for  
Cooper Lighting Solutions  
(formerly Eaton)

Brand: STREETWORKS

Report Number: P868037

Luminaire Tested: **MEM2-HSN-SA-30-730-U-T3**

Issue Date: 08/21/2024



**Test Information**

Test Method: LM-79-08  
Report Number: P868037  
Test Lab: INNOVATION CENTER(G3)  
Issue Date: 08/21/2024  
Manufacturer: COOPER LIGHTING SOLUTIONS (FORMERLY EATON)  
Product Line: STREETWORKS  
Catalog Number: MEM2-HSN-SA-30-730-U-T3  
Description: EPIC MODERN SHORT HOUSING DISCRETE LED ARRAYS 30W 70CRI 3000K  
FIXTURE w/ TYPE III DISTRIBUTION OPTIC  
Light Source: (10) 3000K CCT, 70 CRI LEDS  
Ballast/Driver: ELECTRONIC DRIVER

**Summary**

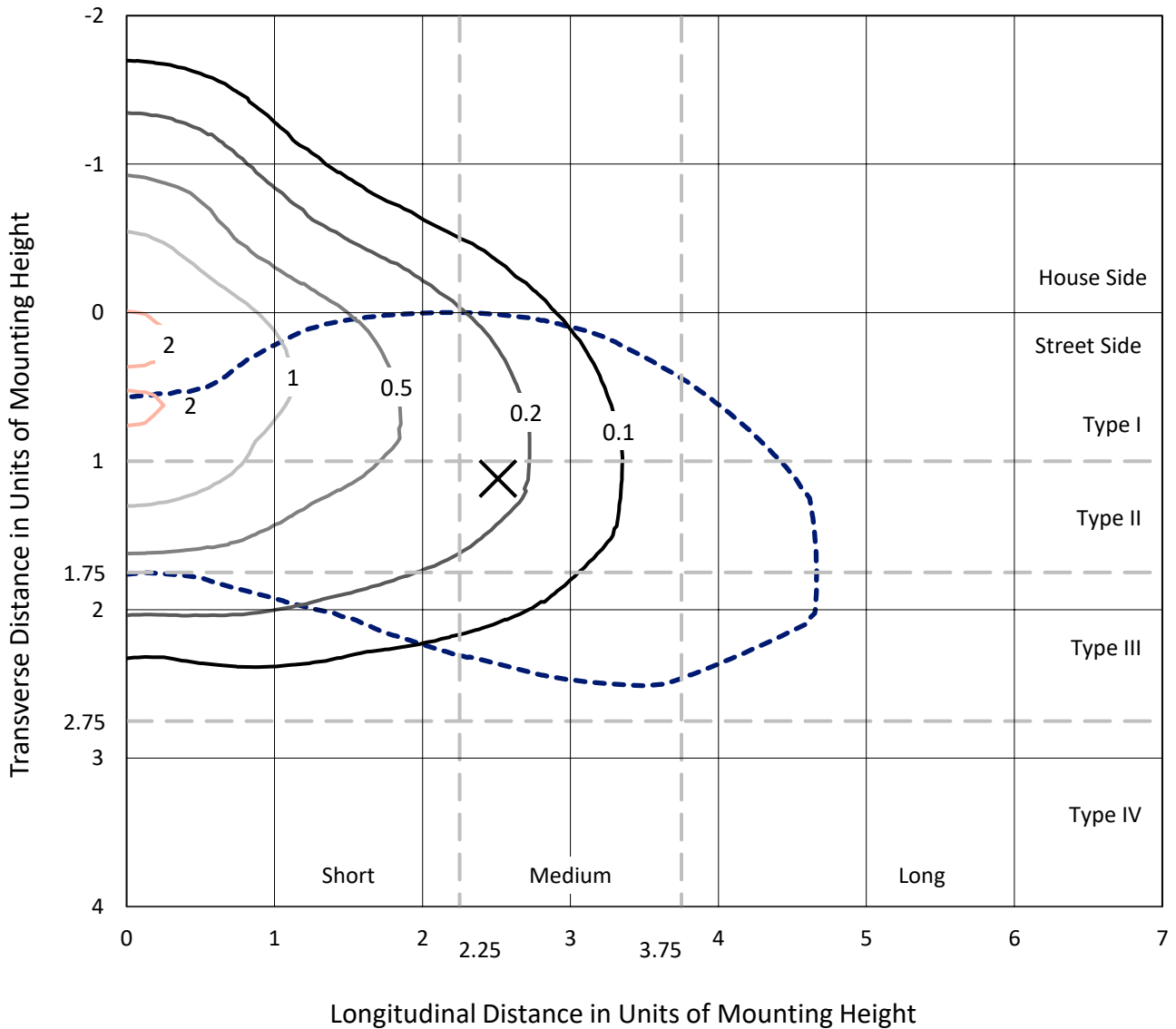
Lumens per Lamp: N/A  
Luminaire Lumens: 4689.9 lumens  
Efficiency: N/A  
Efficacy: 143.0 lumens/watt  
Luminous Opening: Rectangular (W 0.33' x L: 0.33' x H: 0')  
IES Classification: Type III - Medium  
BUG Rating: B1 - U0 - G1

Input Watts (W): 32.8  
Input Voltage (V): 120  
Input Current (A<sub>in</sub>): NR  
Voltage Rise (V): NR  
Power Factor: 0.99  
Total Harmonic Distortion (THDi): 9.76%  
Frequency (hertz): 60  
Stabilization Time: NR  
Operation Time: NR  
Ambient Temperature (°C): NR  
Test Distance: 24 FT

REPORT NUMBER: P868037  
 CATALOG NUMBER: MEM2-HSN-SA-30-730-U-T3

### Iso-Footcandle Lines of Horizontal Illumination

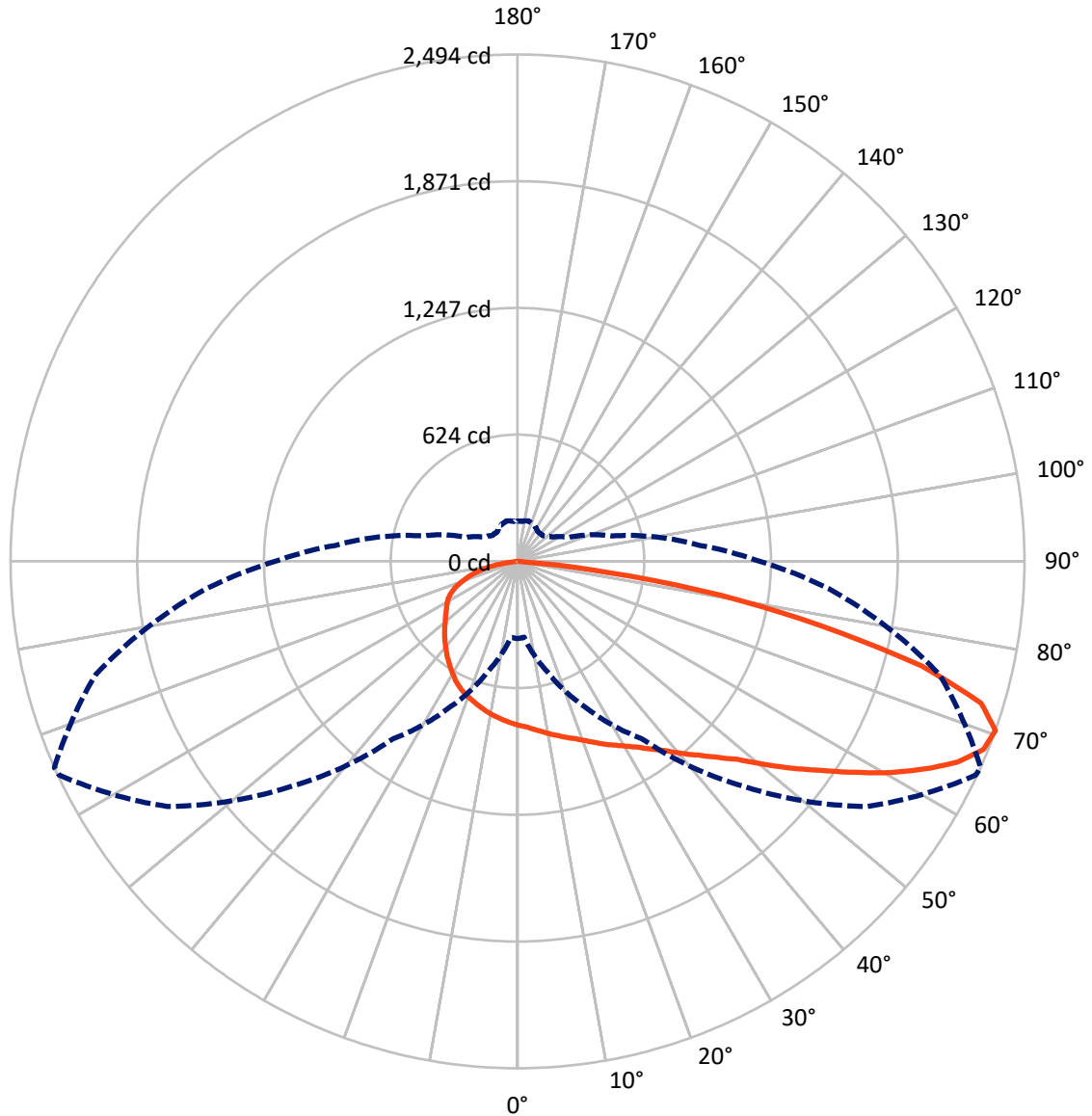
× Max cd  
 - - - 1/2 Max cd



Based on 20 foot mounting height. Maximum calculated value = 2.2 fc  
 Type III - Medium - N/A

REPORT NUMBER: P868037  
CATALOG NUMBER: MEM2-HSN-SA-30-730-U-T3

### Luminous Intensity Polar Plot



— Vertical Plane Through 66-Deg Lateral      - - - Horizontal Cone Through 70-Deg Vertical

REPORT NUMBER: P868037  
 CATALOG NUMBER: MEM2-HSN-SA-30-730-U-T3

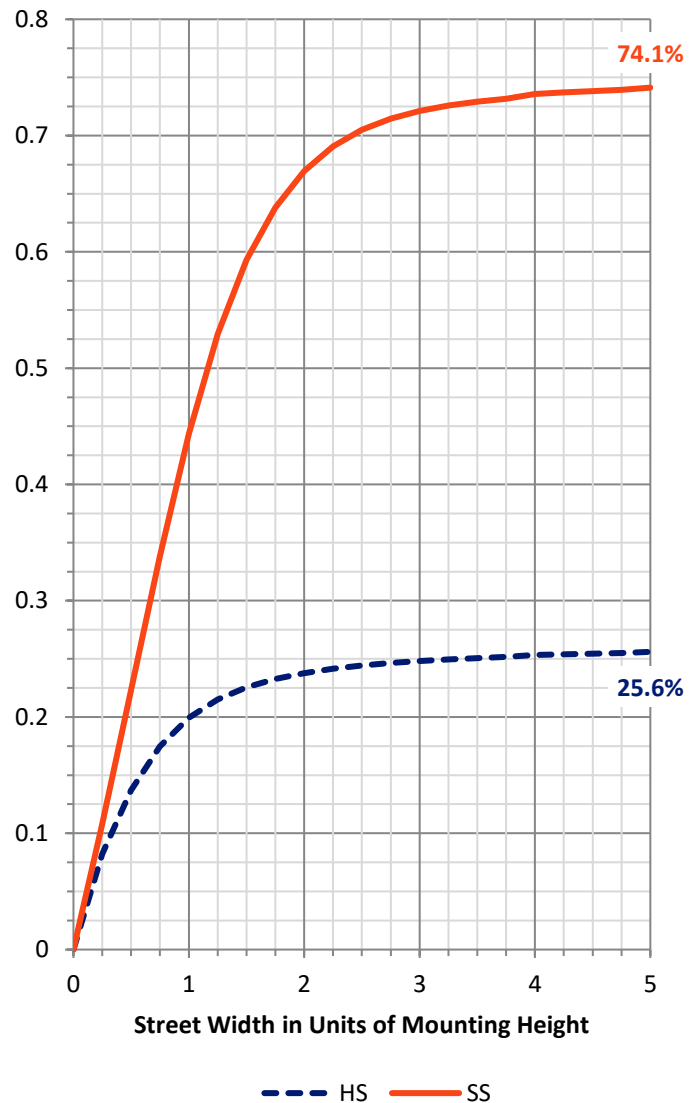
**FLUX DISTRIBUTION:**

		Downward	Upward	Total
<b>House Side</b>	Lumens	1208.6	0.0	1208.6
	% Fixture	25.8	0.0	25.8
<b>Street Side</b>	Lumens	3481.3	0.0	3481.3
	% Fixture	74.2	0.0	74.2
<b>Total</b>	Lumens	4689.9	0.0	4689.9
	% Fixture	100.0	0.0	100.0

**Coefficient of Utilization**

**ZONAL LUMENS:**

Zone	Lumens	% Fixture
0°-10°	77.2	1.6
10°-20°	230.0	4.9
20°-30°	386.3	8.2
30°-40°	582.1	12.4
40°-50°	790.2	16.8
50°-60°	939.0	20.0
60°-70°	958.3	20.4
70°-80°	641.0	13.7
80°-90°	85.8	1.8
90°-100°	0.0	0.0
100°-110°	0.0	0.0
110°-120°	0.0	0.0
120°-130°	0.0	0.0
130°-140°	0.0	0.0
140°-150°	0.0	0.0
150°-160°	0.0	0.0
160°-170°	0.0	0.0
170°-180°	0.0	0.0
0°-90°	4689.9	100.0
0°-180°	4689.9	100.0



REPORT NUMBER: P868037

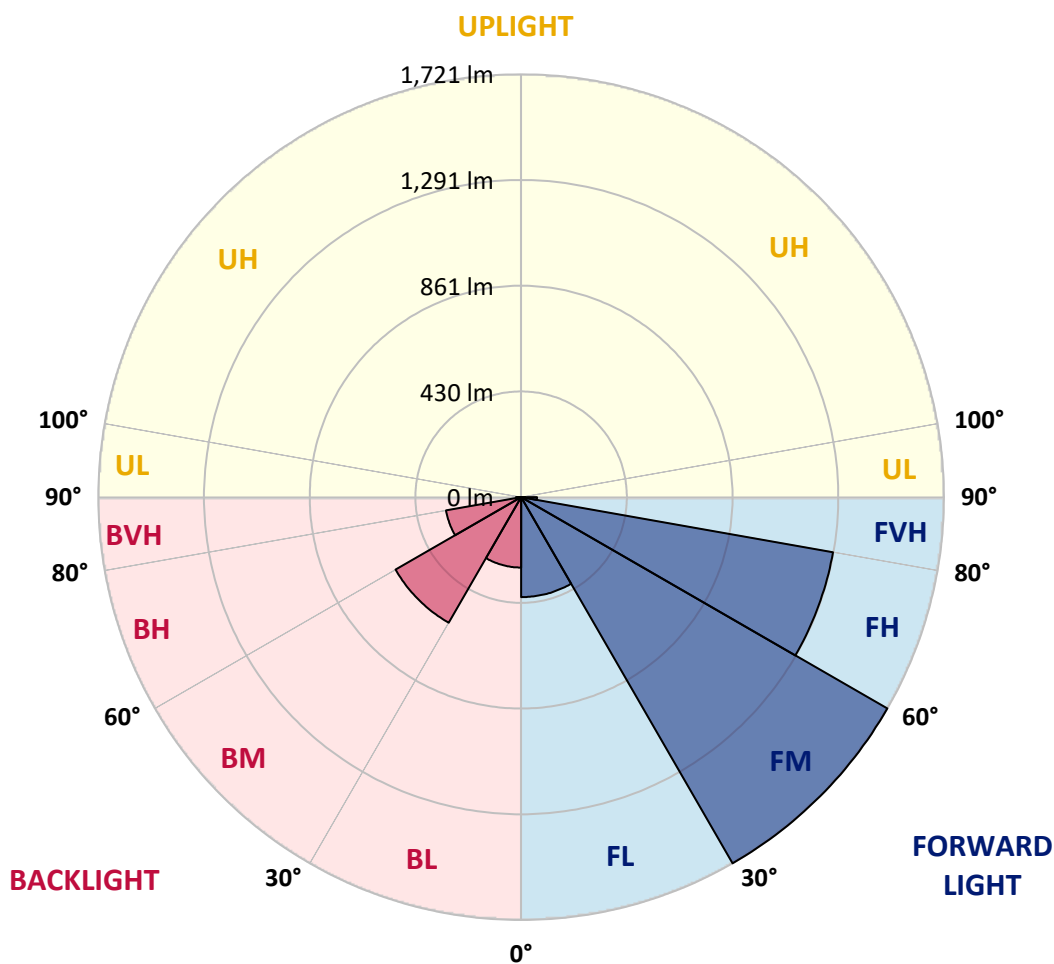
CATALOG NUMBER: MEM2-HSN-SA-30-730-U-T3

**LUMINAIRE CLASSIFICATION SYSTEM LUMEN TABLE AND BUG RATING:**

Zone	Lumens	% Fixture	Zone Rating/Lumen Limit		
			B	U	G
FL (0°-30°)	407.0	8.7			
FM (30°-60°)	1721.1	36.7			
FH (60°-80°)	1289.0	27.5			G1/1800
FVH (80°-90°)	64.2	1.4			G1/100
BL (0°-30°)	286.6	6.1	B1/500		
BM (30°-60°)	590.2	12.6	B1/1000		
BH (60°-80°)	310.3	6.6	B1/500		G1/500
BVH (80°-90°)	21.5	0.5			G1/100
UL (90°-100°)	0.0	0.0		U0/0	
UH (100°-180°)	0.0	0.0		U0/0	

**BUG Rating: B1-U0-G1**

Type III Medium





REPORT NUMBER: P868037

CATALOG NUMBER: MEM2-HSN-SA-30-730-U-T3

**CANDELA DISTRIBUTION (FULL):**

	0°	5°	15°	25°	35°	45°	55°	65°	66°	75°	85°
0°	806.9	806.9	806.9	806.9	806.9	806.9	806.9	806.9	806.9	806.9	806.9
2.5°	835.8	832.1	829.3	831.1	825.6	827.4	820.9	816.2	815.3	813.4	811.6
5°	861.9	861.9	857.2	857.2	850.7	849.8	840.5	830.2	830.2	823.7	816.2
7.5°	889.9	888.0	882.4	881.5	874.0	872.1	861.9	846.1	845.1	833.0	821.8
10°	909.4	910.4	906.6	906.6	901.0	896.4	881.5	864.7	862.8	847.0	829.3
12.5°	924.3	926.2	925.3	925.3	920.6	920.6	903.8	881.5	879.6	859.1	833.9
15°	940.2	939.2	942.0	943.0	941.1	938.3	926.2	900.1	899.2	872.1	840.5
17.5°	954.1	953.2	954.1	958.8	959.7	959.7	947.6	920.6	916.9	888.0	846.1
20°	962.5	964.4	968.1	973.7	976.5	984.0	973.7	944.8	941.1	904.8	858.2
22.5°	994.2	988.6	991.4	995.1	998.9	1009.1	999.8	970.0	967.2	929.9	872.1
25°	1048.3	1048.3	1041.7	1035.2	1030.6	1035.2	1027.8	998.9	997.0	952.3	888.0
27.5°	1142.4	1142.4	1128.4	1104.2	1073.4	1065.0	1059.4	1029.6	1024.0	976.5	898.2
30°	1261.6	1265.4	1240.2	1199.2	1142.4	1105.1	1091.1	1058.5	1055.7	1000.7	914.1
32.5°	1389.3	1396.7	1378.1	1318.5	1225.3	1152.6	1130.3	1096.7	1090.2	1029.6	934.6
35°	1503.9	1511.3	1486.2	1430.3	1311.0	1221.6	1176.8	1138.6	1134.9	1066.9	965.3
37.5°	1597.1	1598.9	1583.1	1515.1	1382.8	1279.3	1234.6	1189.0	1181.5	1111.6	997.9
40°	1695.8	1703.3	1687.5	1603.6	1448.0	1341.8	1292.4	1249.5	1243.0	1158.2	1028.7
42.5°	1799.3	1798.3	1798.3	1680.0	1513.2	1393.9	1354.8	1307.3	1303.6	1205.7	1062.2
45°	1862.6	1866.4	1856.1	1725.7	1609.2	1448.0	1415.4	1380.9	1374.4	1271.9	1106.0
47.5°	1878.5	1870.1	1823.5	1761.1	1717.3	1503.9	1491.8	1471.3	1456.4	1344.6	1160.1
50°	1857.0	1844.0	1817.0	1776.9	1757.3	1571.0	1569.1	1579.4	1569.1	1433.1	1222.5
52.5°	1776.9	1775.0	1770.4	1779.7	1748.0	1624.1	1656.7	1692.1	1690.3	1523.5	1287.7
55°	1608.3	1620.4	1676.3	1735.0	1712.6	1660.4	1754.5	1822.6	1815.1	1629.7	1354.8
57.5°	1435.9	1448.0	1519.7	1659.5	1678.1	1699.6	1864.5	1970.7	1958.6	1745.2	1416.3
60°	1285.9	1272.8	1344.6	1545.8	1629.7	1735.0	1973.5	2120.7	2110.5	1860.8	1479.7
62.5°	1048.3	1061.3	1175.9	1380.0	1561.7	1757.3	2063.0	2256.8	2250.3	1967.0	1530.9
65°	829.3	811.6	984.0	1205.7	1444.3	1749.9	2140.3	2384.4	2379.8	2071.4	1570.1
67.5°	563.7	551.6	779.0	1032.4	1284.9	1690.3	2158.0	2470.2	2472.0	2132.8	1580.3
70°	380.2	374.6	560.0	793.9	1064.1	1561.7	2103.0	2487.9	2494.4	2148.7	1534.6
72.5°	280.5	279.5	410.0	566.5	792.0	1318.5	1953.0	2372.3	2384.4	2036.9	1400.5
75°	220.8	223.6	292.6	402.5	528.3	975.6	1642.7	2034.1	2052.7	1759.2	1162.9
77.5°	180.8	180.8	205.0	288.9	353.1	605.7	1181.5	1489.0	1526.3	1357.6	895.4
80°	146.3	149.1	151.9	201.3	233.9	345.7	687.7	993.3	1020.3	945.8	646.7
82.5°	80.1	85.7	82.9	104.4	117.4	160.3	273.0	401.6	442.6	394.1	293.5
85°	5.6	3.7	6.5	8.4	10.2	15.8	21.4	29.8	28.0	40.1	20.5
87.5°	0.9	0.9	0.9	1.9	1.9	2.8	3.7	3.7	3.7	3.7	3.7
90°	0.0	0.0	0.0	0.0	0.0	0.0	0.0	0.0	0.0	0.0	0.0



REPORT NUMBER: P868037

CATALOG NUMBER: MEM2-HSN-SA-30-730-U-T3

**CANDELA DISTRIBUTION (continued):**

	90°	95°	105°	115°	125°	135°	145°	155°	165°	175°	180°
0°	806.9	806.9	806.9	806.9	806.9	806.9	806.9	806.9	806.9	806.9	806.9
2.5°	810.6	806.0	798.5	796.7	793.9	790.2	786.4	780.8	779.0	780.8	782.7
5°	811.6	805.1	792.9	785.5	778.0	771.5	764.1	756.6	751.9	752.9	756.6
7.5°	814.4	805.1	786.4	774.3	762.2	751.9	739.8	731.4	725.9	726.8	729.6
10°	818.1	805.1	782.7	762.2	745.4	730.5	718.4	708.2	702.6	701.6	702.6
12.5°	819.0	804.1	774.3	749.2	728.7	709.1	696.0	686.7	681.1	678.3	680.2
15°	821.8	801.3	765.9	735.2	710.0	689.5	673.7	662.5	658.8	656.9	656.0
17.5°	825.6	800.4	758.5	721.2	691.4	668.1	654.1	642.9	638.3	636.4	638.3
20°	831.1	801.3	750.1	707.2	674.6	651.3	635.5	624.3	620.6	619.6	618.7
22.5°	838.6	803.2	743.6	694.2	656.0	632.7	616.8	609.4	606.6	607.5	607.5
25°	846.1	805.1	734.2	676.5	636.4	612.2	601.0	595.4	597.3	601.0	601.0
27.5°	852.6	804.1	721.2	657.8	613.1	590.7	582.4	583.3	588.0	594.5	595.4
30°	861.0	804.1	707.2	634.5	587.0	565.6	563.7	571.2	578.6	585.2	585.2
32.5°	874.0	809.7	696.0	611.2	560.0	543.2	551.6	561.9	570.3	576.8	578.6
35°	896.4	821.8	688.6	588.0	533.9	521.8	537.6	554.4	560.0	564.7	565.6
37.5°	917.8	833.0	679.3	565.6	506.9	502.2	523.7	541.4	542.3	545.1	545.1
40°	938.3	841.4	667.2	541.4	480.8	480.8	506.0	520.9	519.0	516.2	517.1
42.5°	960.7	846.1	653.2	519.0	459.4	459.4	479.9	492.9	492.0	495.7	498.5
45°	987.7	855.4	634.5	498.5	437.0	433.3	450.1	461.2	475.2	492.0	496.6
47.5°	1025.0	868.4	619.6	476.1	418.4	405.3	411.8	435.1	451.0	465.0	466.8
50°	1064.1	887.1	606.6	452.8	396.0	372.7	378.3	404.4	413.7	419.3	422.1
52.5°	1106.0	902.0	595.4	433.3	372.7	339.2	346.6	371.8	378.3	383.0	383.9
55°	1142.4	914.1	581.4	414.6	347.6	307.5	316.8	341.0	347.6	353.1	353.1
57.5°	1180.6	925.3	572.1	398.8	320.5	281.4	287.9	312.1	321.5	323.3	326.1
60°	1212.2	935.5	563.7	383.9	295.4	258.1	262.8	284.2	295.4	296.3	298.2
62.5°	1234.6	942.0	559.1	365.3	270.2	234.8	238.5	260.0	273.0	275.8	276.7
65°	1248.6	945.8	550.7	341.0	248.8	215.2	215.2	236.7	249.7	256.2	258.1
67.5°	1242.1	939.2	528.3	313.1	229.2	195.7	194.7	216.2	227.4	231.1	232.0
70°	1191.7	901.0	482.7	278.6	208.7	178.0	176.1	195.7	205.9	197.5	198.5
72.5°	1089.3	814.4	420.2	244.1	187.3	161.2	159.3	176.1	177.0	177.0	176.1
75°	917.8	665.3	335.4	207.8	164.9	143.5	144.4	157.5	158.4	163.1	160.3
77.5°	703.5	492.9	261.8	165.9	139.8	127.7	132.3	137.0	143.5	150.0	143.5
80°	511.5	340.1	181.7	123.9	108.1	108.1	110.0	114.6	123.9	130.4	123.9
82.5°	219.0	150.0	83.9	61.5	53.1	52.2	53.1	53.1	65.2	67.1	58.7
85°	16.8	14.0	10.2	10.2	8.4	4.7	4.7	3.7	2.8	2.8	2.8
87.5°	3.7	2.8	2.8	2.8	1.9	1.9	1.9	1.9	1.9	1.9	1.9
90°	0.0	0.0	0.0	0.0	0.0	0.0	0.0	0.0	0.0	0.0	0.0



LM-79-2019: Approved Method: Electrical and Photometric Measurements of Solid-  
State Lighting Products

Report Prepared for

Cooper Lighting Solutions

Streetworks

Report Number: SP1-2407-157-4

Test Date: 08/07/2024

Luminaire Tested: MEM2-HTN-SA-30-730-U-5WQ-2

Data in this report applies to families of products including MEM2-HTN-SA-30-730-U-5WQ-2

**Test Information**

Test Method: LM-79-2019  
 Report Number: SP1-2407-157-4  
 Test Lab: COOPER LIGHTING SOLUTIONS  
 Photometer: SP1 - 76IN SPHERE  
 Measurement Geometry: 4π  
 Issue Date: 08/20/2024  
 Manufacturer: COOPER LIGHTING SOLUTIONS  
 Product Line: Streetworks  
 Catalog Number: **MEM2-HTN-SA-30-730-U-5WQ-2**  
 Description: Epic Modern Light Square 30W 5WQ Optic and Flare Trim

**Spectral Parameters**

CCT (K): 3057  
 CIE u': 0.2487  
 CIE v': 0.5199  
 Duv: -0.0002  
 CIE x: 0.4326  
 CIE y: 0.4020  
 CIE z: 0.1654  
 Peak Wavelength (nm): 593  
 Dominant Wavelength (nm): 582  
 Purity: 50.50735  
 Rf: 74.6  
 Rg: 94

CRI (Ra):	71.7		
R1:	68.1	R9:	-34.8
R2:	82.0	R10:	58.5
R3:	93.5	R11:	62.5
R4:	67.5	R12:	47.5
R5:	67.2	R13:	70.7
R6:	74.9	R14:	96.4
R7:	77.4	R15:	60.0
R8:	43.1		



**Test Conditions**

Stabilization Time: 21M  
 Operation Time: 1H 21M  
 Sphere Temperature (°C): 24.2

REPORT NUMBER: SP1-2407-157-4

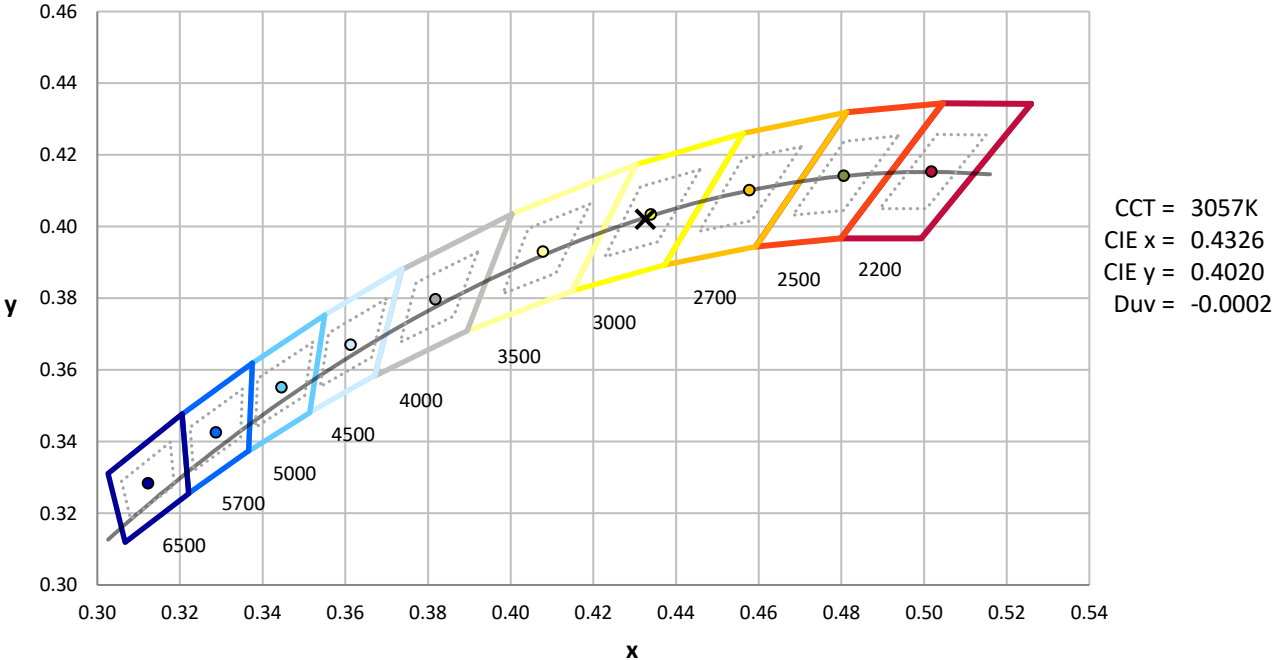
Measurement and Test Equipment			
Instrument	Identification Number	Calibration Date	Calibration Due Date
Photometer	IN0058	6/18/2024	12/18/2024
Power Meter	INXT2011004	2/8/2024	2/8/2025
AC Power Source	IN0063	10/24/2023	10/24/2024
DC Power Source	IN0208	10/24/2023	10/24/2024
Sphere Thermometer	IN0085	10/24/2023	10/24/2024
Room Thermometer	IN0046	10/24/2023	10/24/2024

REPORT NUMBER: SP1-2407-157-4

CIE 1931 Chromaticity Diagram



CIE 1931 Chromaticity Diagram with 2017 ANSI 7-Step and 4-Step Quadrangles

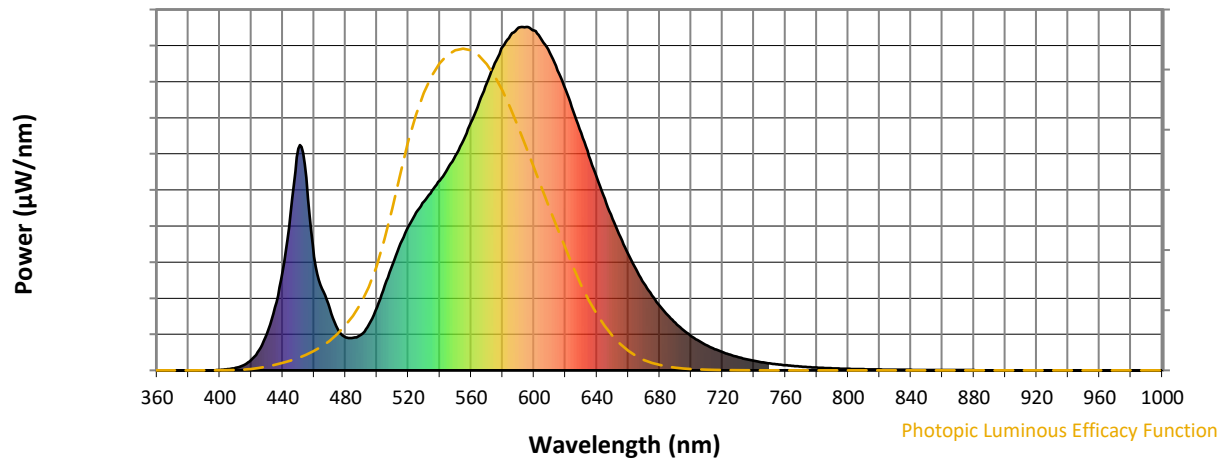


CCT = 3057K  
 CIE x = 0.4326  
 CIE y = 0.4020  
 Duv = -0.0002

Point lies inside the ANSI 3000K 4-step quadrangle

REPORT NUMBER: SP1-2407-157-4

**Photopic Flux vs. Wavelength**



**Photopic Lumens: NR**

$\lambda$ (nm)	Power W <sup>^</sup> /nm	Lumens ( $\phi$ /nm)	$\lambda$ (nm)	Power W <sup>^</sup> /nm	Lumens ( $\phi$ /nm)	$\lambda$ (nm)	Power W <sup>^</sup> /nm	Lumens ( $\phi$ /nm)	$\lambda$ (nm)	Power W <sup>^</sup> /nm	Lumens ( $\phi$ /nm)	$\lambda$ (nm)	Power W <sup>^</sup> /nm	Lumens ( $\phi$ /nm)
360	0	NR	490	104	NR	620	818	NR	750	20	NR	880	1	NR
365	0	NR	495	135	NR	625	755	NR	755	17	NR	885	0	NR
370	0	NR	500	184	NR	630	691	NR	760	15	NR	890	0	NR
375	0	NR	505	247	NR	635	625	NR	765	13	NR	895	0	NR
380	0	NR	510	309	NR	640	561	NR	770	11	NR	900	0	NR
385	0	NR	515	369	NR	645	499	NR	775	9	NR	905	0	NR
390	0	NR	520	419	NR	650	441	NR	780	8	NR	910	0	NR
395	0	NR	525	460	NR	655	388	NR	785	7	NR	915	0	NR
400	1	NR	530	492	NR	660	338	NR	790	6	NR	920	0	NR
405	3	NR	535	524	NR	665	294	NR	795	5	NR	925	0	NR
410	7	NR	540	553	NR	670	253	NR	800	4	NR	930	0	NR
415	15	NR	545	588	NR	675	218	NR	805	4	NR	935	0	NR
420	31	NR	550	625	NR	680	188	NR	810	3	NR	940	0	NR
425	60	NR	555	670	NR	685	161	NR	815	3	NR	945	0	NR
430	107	NR	560	723	NR	690	139	NR	820	3	NR	950	0	NR
435	183	NR	565	780	NR	695	118	NR	825	2	NR	955	0	NR
440	289	NR	570	837	NR	700	100	NR	830	2	NR	960	0	NR
445	460	NR	575	894	NR	705	85	NR	835	2	NR	965	0	NR
450	646	NR	580	942	NR	710	73	NR	840	1	NR	970	0	NR
455	561	NR	585	976	NR	715	62	NR	845	1	NR	975	0	NR
460	331	NR	590	998	NR	720	53	NR	850	1	NR	980	0	NR
465	238	NR	595	1000	NR	725	45	NR	855	1	NR	985	0	NR
470	178	NR	600	990	NR	730	39	NR	860	1	NR	990	0	NR
475	120	NR	605	962	NR	735	33	NR	865	1	NR	995	0	NR
480	96	NR	610	925	NR	740	28	NR	870	1	NR	1000	0	NR
485	95	NR	615	873	NR	745	24	NR	875	1	NR			

REPORT NUMBER: SP1-2407-157-4

**Scotopic Flux vs. Wavelength**



**Scotopic Lumens: NR**

**S/P: 1.23**

λ (nm)	Power W <sup>^</sup> /nm	Lumens (φ/nm)	λ (nm)	Power W <sup>^</sup> /nm	Lumens (φ/nm)	λ (nm)	Power W <sup>^</sup> /nm	Lumens (φ/nm)	λ (nm)	Power W <sup>^</sup> /nm	Lumens (φ/nm)	λ (nm)	Power W <sup>^</sup> /nm	Lumens (φ/nm)
360	0	NR	490	104	NR	620	818	NR	750	20	NR	880	1	NR
365	0	NR	495	135	NR	625	755	NR	755	17	NR	885	0	NR
370	0	NR	500	184	NR	630	691	NR	760	15	NR	890	0	NR
375	0	NR	505	247	NR	635	625	NR	765	13	NR	895	0	NR
380	0	NR	510	309	NR	640	561	NR	770	11	NR	900	0	NR
385	0	NR	515	369	NR	645	499	NR	775	9	NR	905	0	NR
390	0	NR	520	419	NR	650	441	NR	780	8	NR	910	0	NR
395	0	NR	525	460	NR	655	388	NR	785	7	NR	915	0	NR
400	1	NR	530	492	NR	660	338	NR	790	6	NR	920	0	NR
405	3	NR	535	524	NR	665	294	NR	795	5	NR	925	0	NR
410	7	NR	540	553	NR	670	253	NR	800	4	NR	930	0	NR
415	15	NR	545	588	NR	675	218	NR	805	4	NR	935	0	NR
420	31	NR	550	625	NR	680	188	NR	810	3	NR	940	0	NR
425	60	NR	555	670	NR	685	161	NR	815	3	NR	945	0	NR
430	107	NR	560	723	NR	690	139	NR	820	3	NR	950	0	NR
435	183	NR	565	780	NR	695	118	NR	825	2	NR	955	0	NR
440	289	NR	570	837	NR	700	100	NR	830	2	NR	960	0	NR
445	460	NR	575	894	NR	705	85	NR	835	2	NR	965	0	NR
450	646	NR	580	942	NR	710	73	NR	840	1	NR	970	0	NR
455	561	NR	585	976	NR	715	62	NR	845	1	NR	975	0	NR
460	331	NR	590	998	NR	720	53	NR	850	1	NR	980	0	NR
465	238	NR	595	1000	NR	725	45	NR	855	1	NR	985	0	NR
470	178	NR	600	990	NR	730	39	NR	860	1	NR	990	0	NR
475	120	NR	605	962	NR	735	33	NR	865	1	NR	995	0	NR
480	96	NR	610	925	NR	740	28	NR	870	1	NR	1000	0	NR
485	95	NR	615	873	NR	745	24	NR	875	1	NR			

REPORT NUMBER: SP1-2407-157-4

Melanopic Flux vs. Wavelength



Melanopic Lumens: NR

M/P: 2.27

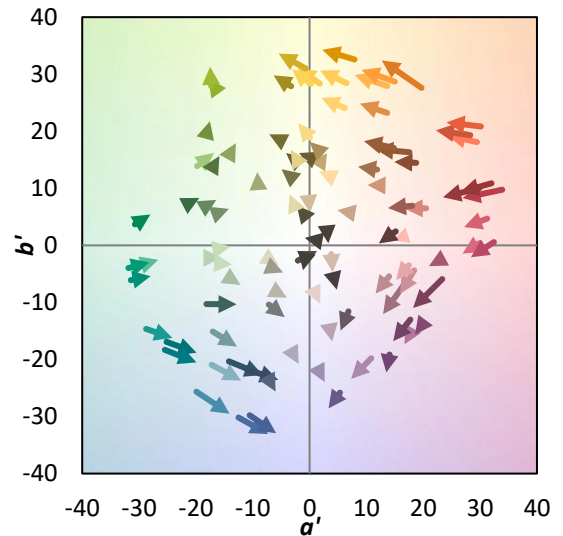
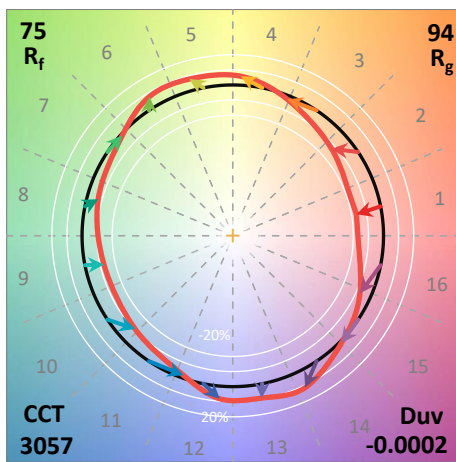
λ (nm)	Power W <sup>^</sup> /nm	Lumens (φ/nm)	λ (nm)	Power W <sup>^</sup> /nm	Lumens (φ/nm)	λ (nm)	Power W <sup>^</sup> /nm	Lumens (φ/nm)	λ (nm)	Power W <sup>^</sup> /nm	Lumens (φ/nm)	λ (nm)	Power W <sup>^</sup> /nm	Lumens (φ/nm)
360	0	NR	490	104	NR	620	818	NR	750	20	NR	880	1	NR
365	0	NR	495	135	NR	625	755	NR	755	17	NR	885	0	NR
370	0	NR	500	184	NR	630	691	NR	760	15	NR	890	0	NR
375	0	NR	505	247	NR	635	625	NR	765	13	NR	895	0	NR
380	0	NR	510	309	NR	640	561	NR	770	11	NR	900	0	NR
385	0	NR	515	369	NR	645	499	NR	775	9	NR	905	0	NR
390	0	NR	520	419	NR	650	441	NR	780	8	NR	910	0	NR
395	0	NR	525	460	NR	655	388	NR	785	7	NR	915	0	NR
400	1	NR	530	492	NR	660	338	NR	790	6	NR	920	0	NR
405	3	NR	535	524	NR	665	294	NR	795	5	NR	925	0	NR
410	7	NR	540	553	NR	670	253	NR	800	4	NR	930	0	NR
415	15	NR	545	588	NR	675	218	NR	805	4	NR	935	0	NR
420	31	NR	550	625	NR	680	188	NR	810	3	NR	940	0	NR
425	60	NR	555	670	NR	685	161	NR	815	3	NR	945	0	NR
430	107	NR	560	723	NR	690	139	NR	820	3	NR	950	0	NR
435	183	NR	565	780	NR	695	118	NR	825	2	NR	955	0	NR
440	289	NR	570	837	NR	700	100	NR	830	2	NR	960	0	NR
445	460	NR	575	894	NR	705	85	NR	835	2	NR	965	0	NR
450	646	NR	580	942	NR	710	73	NR	840	1	NR	970	0	NR
455	561	NR	585	976	NR	715	62	NR	845	1	NR	975	0	NR
460	331	NR	590	998	NR	720	53	NR	850	1	NR	980	0	NR
465	238	NR	595	1000	NR	725	45	NR	855	1	NR	985	0	NR
470	178	NR	600	990	NR	730	39	NR	860	1	NR	990	0	NR
475	120	NR	605	962	NR	735	33	NR	865	1	NR	995	0	NR
480	96	NR	610	925	NR	740	28	NR	870	1	NR	1000	0	NR
485	95	NR	615	873	NR	745	24	NR	875	1	NR			

**Summary**

$R_f = 74.6$   
 $R_g = 94$   
 $CIE R_a = 71.7$   
 $R_9 = -34.8$



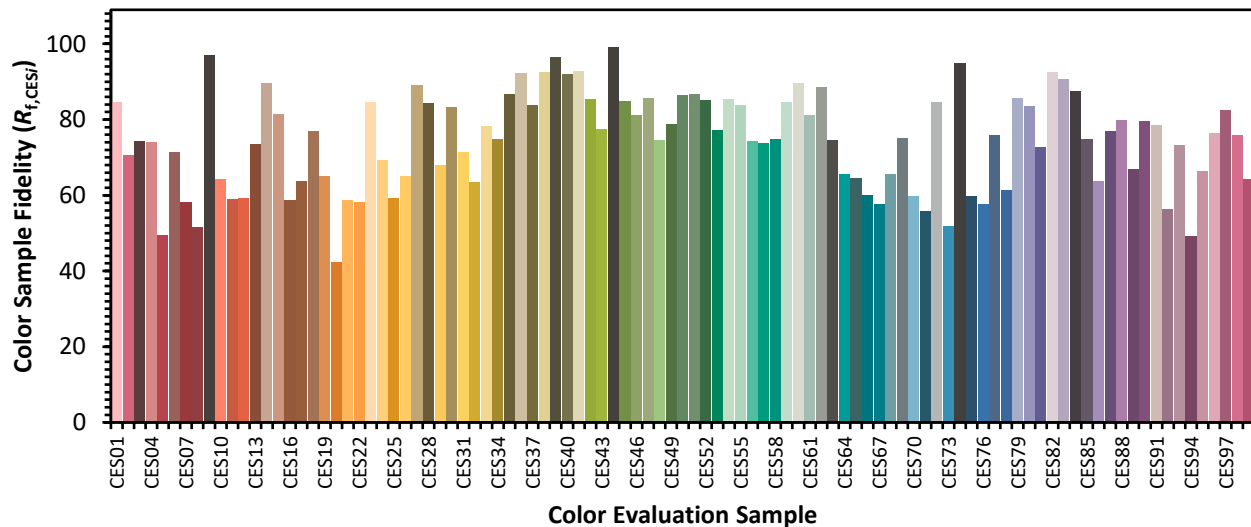
**Color Vector Graphics**





**Individual Sample Fidelity Index ( $R_{f,i}$ )**

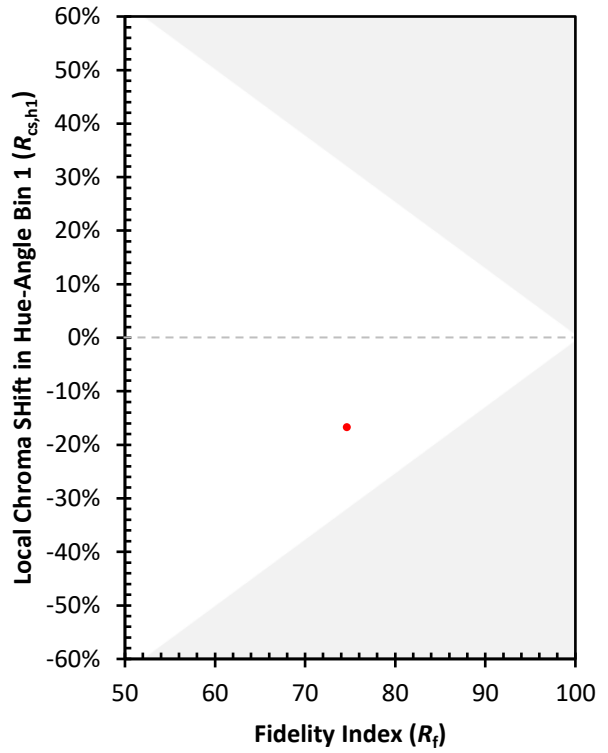
CES01 = 86	CES26 = 65	CES51 = 87	CES76 = 58
CES02 = 62	CES27 = 89	CES52 = 85	CES77 = 76
CES03 = 31	CES28 = 84	CES53 = 77	CES78 = 61
CES04 = 71	CES29 = 68	CES54 = 85	CES79 = 86
CES05 = 49	CES30 = 83	CES55 = 84	CES80 = 83
CES06 = 51	CES31 = 71	CES56 = 74	CES81 = 73
CES07 = 41	CES32 = 64	CES57 = 74	CES82 = 93
CES08 = 40	CES33 = 78	CES58 = 75	CES83 = 91
CES09 = 29	CES34 = 75	CES59 = 85	CES84 = 88
CES10 = 76	CES35 = 87	CES60 = 90	CES85 = 75
CES11 = 59	CES36 = 92	CES61 = 81	CES86 = 64
CES12 = 65	CES37 = 84	CES62 = 89	CES87 = 77
CES13 = 43	CES38 = 92	CES63 = 75	CES88 = 80
CES14 = 74	CES39 = 96	CES64 = 65	CES89 = 67
CES15 = 71	CES40 = 92	CES65 = 64	CES90 = 80
CES16 = 47	CES41 = 93	CES66 = 60	CES91 = 78
CES17 = 50	CES42 = 86	CES67 = 58	CES92 = 56
CES18 = 56	CES43 = 77	CES68 = 66	CES93 = 73
CES19 = 73	CES44 = 99	CES69 = 75	CES94 = 49
CES20 = 66	CES45 = 85	CES70 = 60	CES95 = 66
CES21 = 87	CES46 = 81	CES71 = 56	CES96 = 76
CES22 = 79	CES47 = 86	CES72 = 85	CES97 = 82
CES23 = 92	CES48 = 75	CES73 = 52	CES98 = 76
CES24 = 91	CES49 = 79	CES74 = 95	CES99 = 64
CES25 = 73	CES50 = 86	CES75 = 60	



Color Rendition by Hue-Angle Bin



Measure Comparisons



(END OF REPORT)